

# SCHOLAR CRAFT™

## SC190 & 190-L

### Overview :

Melsur® solid plastic, 3/8" thick made of wood flour and Melamine resin with binder component to assure a durable, smooth surface. Seat and back is saddle and posture contoured. High impact spacers are located between the metal tubing and the solid plastic back for shock absorbency. Seat and back to be attached to the frame with heavy duty, self-tapping screws to allow no exposed hardware on the surface.

Continuous tube heavy 14 gauge tubular steel MIG welded to two (2) 3" X 8-1/2" 12 gauge plates, which are then MIG welded to the extra heavy duty 12 gauge seat support plate. All steel frame parts are powder coated black finish. Swivel pneumatic lift mechanism adjusts the seat height from 15" to 20". The Star base is five (5) spoke high strength polymer, with five (5) dual 2" hooded swivel casters. Color - black. Glides optional. Swivel pneumatic lift mechanism adjusts the seat height from 15" to 20" The 190L incorporates an adjustable height chrome-plated foot-ring. Swivel pneumatic lift mechanism adjusts the seat height from 22.75" to 33.75"



SC190



SC190-L


### Solid Plastic Seats and Backs



Brown



Burgundy



Navy



Teal



Blue




Black



Beige



Cranberry




Light Grey



Maple



Golden Oak



Wild Cherry

